B2=B8=B16=B22=B33=B35=B38
1xR30

PLANTA
ESC 1:25

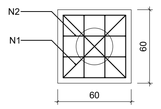

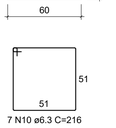

7 N10 ø6.3 C=216

CORTE
ESC 1:25

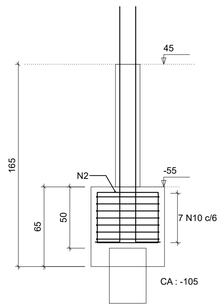

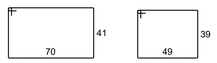

2 N1 ø5.0 C=233 4 N2 ø5.0 C=187

P2

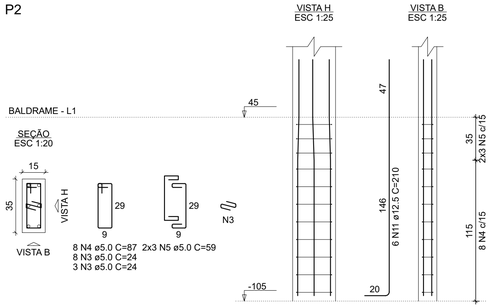

8 N4 ø5.0 C=87 2x3 N5 ø5.0 C=59
8 N3 ø5.0 C=24
3 N3 ø5.0 C=24

P16=P33

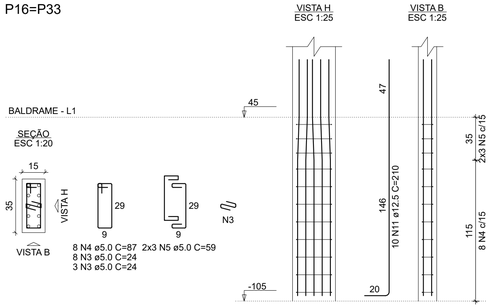

8 N4 ø5.0 C=87 2x3 N5 ø5.0 C=59
8 N3 ø5.0 C=24
3 N3 ø5.0 C=24

P22=P35=P38

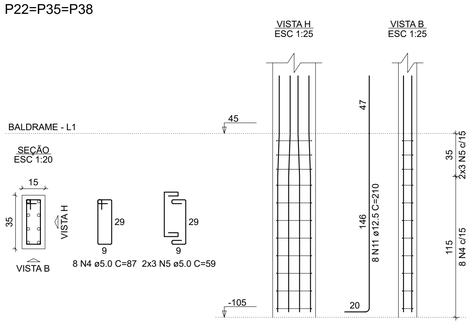

8 N4 ø5.0 C=87 2x3 N5 ø5.0 C=59

P8

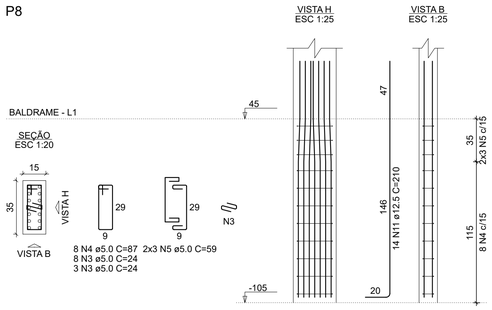

8 N4 ø5.0 C=87 2x3 N5 ø5.0 C=59
8 N3 ø5.0 C=24
3 N3 ø5.0 C=24

B1=B3=B4=B5=B6=B7=B9=B10=B11=B15=B17 =B18=B19=B20=B21=B23=B24=B25=B29=B31 =B32=B40=B41=B45=B47=B48=B49
1xR30

PLANTA
ESC 1:25

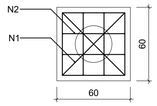

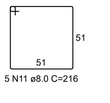

5 N11 ø8.0 C=216

CORTE
ESC 1:25

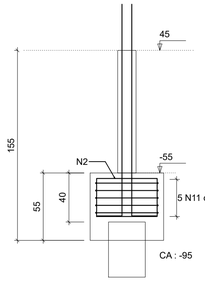

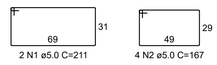

2 N1 ø5.0 C=211 4 N2 ø5.0 C=167

P1=P3=P4=P7=P9=P10=P11=P17=P18=P19= =P20=P23=P24=P25=P31=P32=P40=P41= =P45=P47

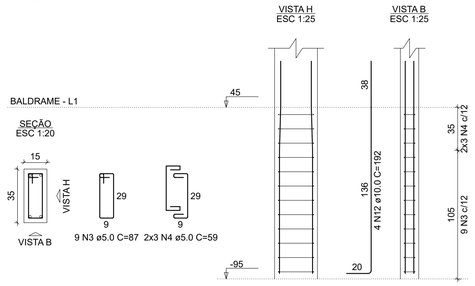

9 N3 ø5.0 C=87 2x3 N4 ø5.0 C=59

RELAÇÃO DO AÇO

10xB51 P2 P8
2xP16 3xP22 P50
P51 P52

AÇO	N	DIAM (mm)	QUANT	C.UNIT (cm)	C.TOTAL (cm)
CA60	1	5.0	20	233	4660
	2	5.0	40	187	7480
	3	5.0	44	24	1056
	4	5.0	56	87	4872
	5	5.0	42	59	2478
	6	5.0	10	29	290
	7	5.0	14	107	1498
	8	5.0	12	74	888
	9	5.0	10	156	1560
CA50	10	6.3	70	216	15120
	11	12.5	82	210	17220

RESUMO DO AÇO

AÇO	DIAM (mm)	C.TOTAL (m)	PESO + 10% (kg)
CA50	6.3	151.2	40.7
	12.5	172.2	182.5
CA60	5.0	247.8	42

PESO TOTAL (kg)	
CA50	223.2
CA60	42

Volume de concreto (C-25) = 3.31 m³
Área de forma = 32.06 m²

RELAÇÃO DO AÇO

29xB29 20xP1 4xP5
P15 P21 P29
P53 P54

AÇO	N	DIAM (mm)	QUANT	C.UNIT (cm)	C.TOTAL (cm)
CA60	1	5.0	58	211	12238
	2	5.0	116	167	19372
	3	5.0	207	87	18009
	4	5.0	138	59	8142
	5	5.0	36	67	2412
	6	5.0	24	54	1296
	7	5.0	24	24	576
	8	5.0	24	29	696
	9	5.0	16	107	1712
	10	5.0	16	74	1184
CA50	11	8.0	145	216	31320
	12	10.0	112	192	21504
	13	10.0	18	150	2700

RESUMO DO AÇO

AÇO	DIAM (mm)	C.TOTAL (m)	PESO + 10% (kg)
CA50	8.0	313.2	135.9
	10.0	242	164.1
CA60	5.0	656.4	111.3

PESO TOTAL (kg)	
CA50	300.1
CA60	111.3

Volume de concreto (C-25) = 7.57 m³
Área de forma = 78.32 m²

P15

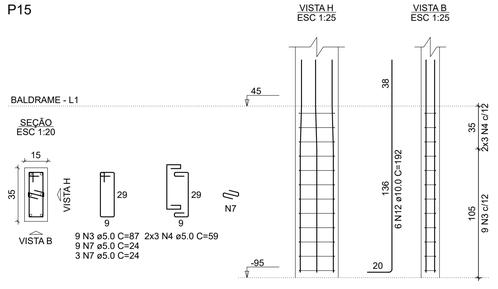

9 N3 ø5.0 C=87 2x3 N4 ø5.0 C=59
9 N7 ø5.0 C=24
3 N7 ø5.0 C=24

P21

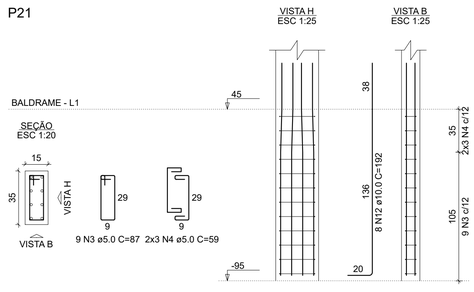

9 N3 ø5.0 C=87 2x3 N4 ø5.0 C=59

P29

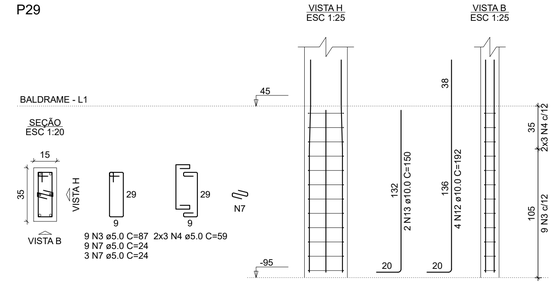

9 N3 ø5.0 C=87 2x3 N4 ø5.0 C=59
9 N7 ø5.0 C=24
3 N7 ø5.0 C=24

P5=P6=P48=P49

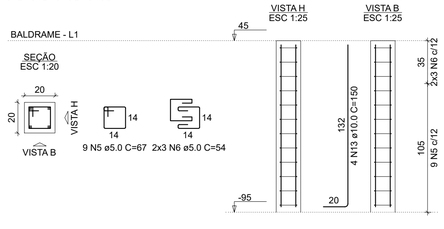

9 N5 ø5.0 C=67 2x3 N6 ø5.0 C=54

Obs:
01 - Planta de locação geral por ser encontrada no projeto arquitetônico, prancha 02/14;
02 - Todo espaçamento entre barras deverá ser respeitado;
03 - Cobrimento mínimo para fundações = 3cm / Cobrimento mínimo para demais elementos = 2,5cm;
04 - Todos os elementos de concreto deverão ser adensados de forma mecânizada (mangote), não é admitido adensamento manual;
05 - Prazos para desforma-> Pilares e faces laterais de vigas: 3 dias;
Face inferior de vigas: 14 dias;
Lajes: 21 dias;
Vigas com vãos superiores a 7m: 28 dias;
06 - Em vigas e lajes o processo de desforma deverá ocorrer do centro para as extremidades;
07 - Todas as lajes deverão receber uma armadura de distribuição (para combater fissuração superficial) com espaçamento de 25x25, aço 5.0mm;
08 - Toda laje deverá receber cura hidráulica por no mínimo 07 dias;

Aprovações

REALIZE
ARQUITETURA E ENGENHARIA

Contato
48 35270090
realize_eng@hotmail.com
realize_arq@hotmail.com

Responsável Técnico
Rafael Nuernberg
CREA - SC 129.640-7
Suéllen M. Costa Palmas
CAU - SC: A69267-0
EMPRESA = CREA - SC 136340-7

Projeto Educacional

Endereço : Rua Antônio Manoel Rocha, Espigão Grande - Maracajá / SC

Projeto Estrutural - Bloco Norte

Fundação;

Realize Arquitetura e Engenharia
CREA-SC 136.340-4

Prefeitura Municipal de Maracajá
CNPJ nº 82.915.026/0001-24

Escala	Data	ÁREA	Prancha
Indicada	10 . 11 . 2021	367,01m²	7/16